

# Locks • Lighting • Landscape *and technology*

interior wireless  
security camera  
smartphone compatible



timer



t.v. simulator

single cylinder  
deadbolt



double cylinder  
deadbolt



motion sensor  
flood light



photocell  
adaptor

doorbell  
camera



lock garage remote nightly



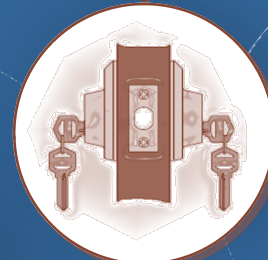
gate latch with  
padlock

keep  
landscaping  
trimmed  
below  
windows

light fixture  
with photocell



double cylinder  
deadbolt or ➡




*home security*  
CHECKLIST

Use this checklist to evaluate your home's security. Boxes marked "no" indicate areas where you should take action to **"harden the target"** and decrease your chances of a home burglary.


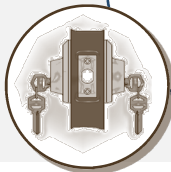
## FRONT ENTRANCE

	Yes	No	Comments
The front door has solid core construction	<input type="checkbox"/>	<input type="checkbox"/>	
The door has a peephole with a 190-degree view	<input type="checkbox"/>	<input type="checkbox"/>	
The deadbolt lock has a minimum 1-inch throw	<input type="checkbox"/>	<input type="checkbox"/>	
The strike plate is installed with a minimum of two 3-inch screws	<input type="checkbox"/>	<input type="checkbox"/>	
Glass or mail drop within 40 inches of the door – the door is equipped with a double-cylinder deadbolt (In case of an emergency, the key is always kept nearby.)	<input type="checkbox"/>	<input type="checkbox"/>	
The door lock is in good working order	<input type="checkbox"/>	<input type="checkbox"/>	
Driveway/pathway motion detector alert (should be used with a front screen or Dutch doors)	<input type="checkbox"/>	<input type="checkbox"/>	
Double Doors - have a bolt securing the top and bottom of the non-locking door	<input type="checkbox"/>	<input type="checkbox"/>	
The porch light automatically comes on from dusk to dawn	<input type="checkbox"/>	<input type="checkbox"/>	
The front of the home is equipped with a doorbell camera that allows communication through a smartphone	<input type="checkbox"/>	<input type="checkbox"/>	



## SIDE/REAR ENTRANCES

	Yes	No	Comments
The following doors have double cylinder deadbolt locks			
<ul style="list-style-type: none"> <li>French Doors with multiple window panes</li> <li>Doors with pet entrances</li> <li>Doors with upper glass panels</li> </ul>	<input type="checkbox"/>	<input type="checkbox"/>	
All strike plates are installed with a minimum of two 3-inch screws	<input type="checkbox"/>	<input type="checkbox"/>	
All deadbolt locks have a minimum 1-inch throw	<input type="checkbox"/>	<input type="checkbox"/>	
Porch lights come on automatically from dusk to dawn	<input type="checkbox"/>	<input type="checkbox"/>	
All exterior door locks are in good working order	<input type="checkbox"/>	<input type="checkbox"/>	
All doors with exterior hinges are equipped with hinge protection	<input type="checkbox"/>	<input type="checkbox"/>	
French Doors - have a bolt securing the top and bottom of the non-locking door	<input type="checkbox"/>	<input type="checkbox"/>	



## SLIDING PATIO DOORS

	Yes	No	Comments
The sliding glass door does not lift out of the track	<input type="checkbox"/>	<input type="checkbox"/>	
The lock is in proper working order	<input type="checkbox"/>	<input type="checkbox"/>	
There is a secondary lock or wooden dowel used to secure the door	<input type="checkbox"/>	<input type="checkbox"/>	

## WINDOWS



	Yes	No	Comments
Ground Floor			
Sliding Windows:			
• Are equipped with lift protection, which prevents the window from being lifted out of the track ( <a href="#">see image above</a> )	<input type="checkbox"/>	<input type="checkbox"/>	
• Are equipped with a wooden dowel or a secondary locking device	<input type="checkbox"/>	<input type="checkbox"/>	
Casement Windows - have double locks and are in good working order	<input type="checkbox"/>	<input type="checkbox"/>	
Double Hung Windows – have window pins or similar secondary locking devices ( <a href="#">many new windows are difficult to secure with a secondary lock</a> )	<input type="checkbox"/>	<input type="checkbox"/>	
Louver Windows – all glass panels have epoxy securing them to the frame	<input type="checkbox"/>	<input type="checkbox"/>	
All windows are free of exterior obstructions that block their view	<input type="checkbox"/>	<input type="checkbox"/>	
Second floor windows – should be secured in the same manner as above			
Windows cannot be easily accessed from a wall, roof, balcony, tree, or with the use of patio furniture	<input type="checkbox"/>	<input type="checkbox"/>	
Ladders are stored inside or locked to a stationary device	<input type="checkbox"/>	<input type="checkbox"/>	

## GARAGES



	Yes	No	Comments
Garage Overhead Door			
Garage door has an automatic garage door opener with a “remote lock” button, which is activated nightly and when on vacation	<input type="checkbox"/>	<input type="checkbox"/>	
Garage door has a vacation bolt or hole in the track for a padlock that is used when on vacation	<input type="checkbox"/>	<input type="checkbox"/>	
The garage door is kept closed and locked when not in use	<input type="checkbox"/>	<input type="checkbox"/>	
The door leading into the house is equipped with a single cylinder deadbolt lock	<input type="checkbox"/>	<input type="checkbox"/>	
All windows are secured with a secondary lock or wooden dowel	<input type="checkbox"/>	<input type="checkbox"/>	
If no automatic garage door opener, the door is secured with a padlock	<input type="checkbox"/>	<input type="checkbox"/>	
The utility box is secured with a padlock	<input type="checkbox"/>	<input type="checkbox"/>	
Garage Pedestrian Door			
The door is of solid core construction	<input type="checkbox"/>	<input type="checkbox"/>	
The door is equipped with a deadbolt lock ( <a href="#">use a single cylinder deadbolt unless there is a window within 40 inches</a> )	<input type="checkbox"/>	<input type="checkbox"/>	
Door is equipped with a window or peephole if a window is not nearby	<input type="checkbox"/>	<input type="checkbox"/>	

## INTERIOR

	Yes	No	Comments
Timers or phone technology is used to turn interior lights on and off	<input type="checkbox"/>	<input type="checkbox"/>	
A TV simulator is used when no one is home at night or when on vacation	<input type="checkbox"/>	<input type="checkbox"/>	
All items of value have been inventoried, videoed, or photographed	<input type="checkbox"/>	<input type="checkbox"/>	
Valuables are kept secure in a safe or safety deposit box	<input type="checkbox"/>	<input type="checkbox"/>	
Valuables are not easily seen from outside the home	<input type="checkbox"/>	<input type="checkbox"/>	
The safe is bolted to concrete or encased within a cabinet	<input type="checkbox"/>	<input type="checkbox"/>	
The burglar alarm has a motion sensor in the master bedroom that captures movement from all doors/windows to the closet	<input type="checkbox"/>	<input type="checkbox"/>	

## LANDSCAPING/LIGHTING

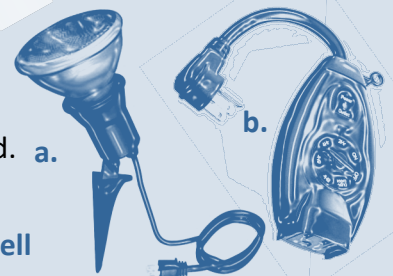
	Yes	No	Comments
Landscaping is maintained below windows and away from all entrances	<input type="checkbox"/>	<input type="checkbox"/>	
Landscaping is kept trimmed away from second story access points	<input type="checkbox"/>	<input type="checkbox"/>	
Landscape does not create hiding places during the day or dark corners at night	<input type="checkbox"/>	<input type="checkbox"/>	
Landscape lighting is used to keep the front and backyard well-lit	<input type="checkbox"/>	<input type="checkbox"/>	
Motion detector lights are used to light the sides of the home and the backyard	<input type="checkbox"/>	<input type="checkbox"/>	
Pea gravel is used along the side of the house, and under bedroom windows, to create noise when walked on	<input type="checkbox"/>	<input type="checkbox"/>	

## POINTS TO REMEMBER

- ✓ Most burglars knock before they attempt to enter your home - acknowledge you are home through a closed door or use a doorbell camera that allows you to communicate with the unknown visitor, even when you are not at home.
- ✓ Always lock all doors and windows any time you are away, even for a short walk or a quick errand.
  - This includes setting your burglar alarm. An alarm can be a powerful deterrent and should include an audible alarm, window and door sensors, monitoring and motion sensors. (Don't forget to put a motion sensor in the master bedroom - often a burglar's first stop.)
  - Alarm permits are required in Newport Beach (\$59 for a three-year period). Alarm Office: 949-644-3723
- ✓ Never hide a key under your doormat; it is like a free pass to any would be burglar. Instead, give a spare key to a trusted friend or neighbor.
- ✓ When you go on vacation, request a **FREE Vacation Check** from the Newport Beach Police Department by calling 949-644-3681. Also ask a trusted neighbor to watch your home.
- ✓ If you arrive home and see a broken window or open door, do not enter. Put yourself in a safe place and call 9-1-1 immediately. If you enter and encounter an intruder, do not attempt to detain him/her, they may be armed. Your property is replaceable, you are not!

a. outdoor landscape floodlight

b. outdoor plug with timer and photocell



**FOR MORE INFORMATION ON CRIME PREVENTION, PLEASE CALL 949-644-3699.**